


NOTE: Adult supervision is recommended

Make your own Pinwheel!

1. Cut out square and along dashed lines.




2. Bend into the center every other point and stick a pushpin through all four points.



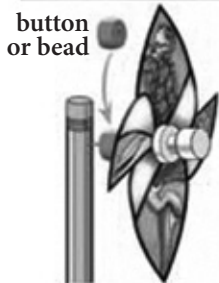
From the book
HOLE IN THE
BOTTOM OF THE SEA

www.puddlejumpress.com



3. Spin the pushpin around a few times to make a hole a little bigger so your pinwheel spins easily.

4. Place a button or bead between the pinwheel and the pencil for super spinning!



To download pinwheel pattern, SCAN CODE




NOTE: Adult supervision is recommended

Make your own Pinwheel!

1. Cut out square and along dashed lines.

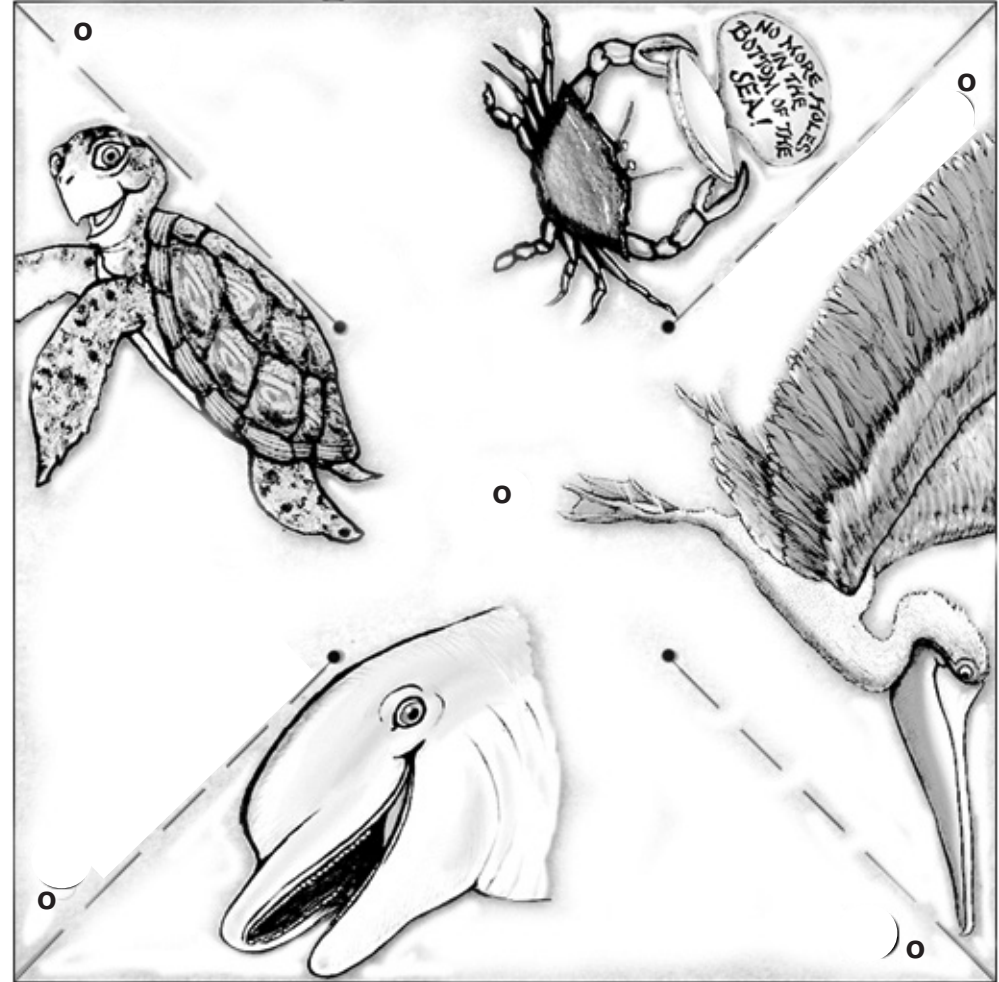


2. Bend into the center every other point and stick a pushpin through all four points.



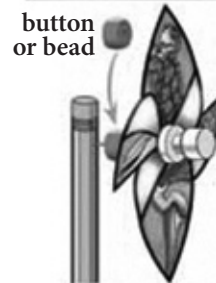
From the book
HOLE IN THE
BOTTOM OF THE SEA

www.puddlejumpress.com



3. Spin the pushpin around a few times to make a hole a little bigger so your pinwheel spins easily.

4. Place a button or bead between the pinwheel and the pencil for super spinning!



To download pinwheel pattern, SCAN CODE

